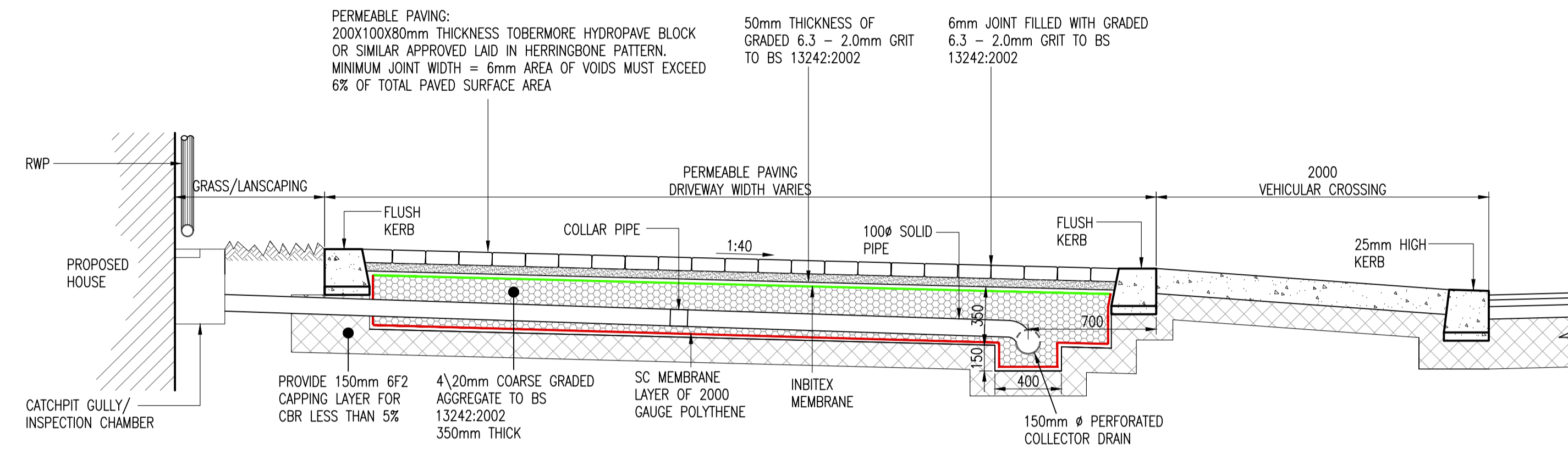
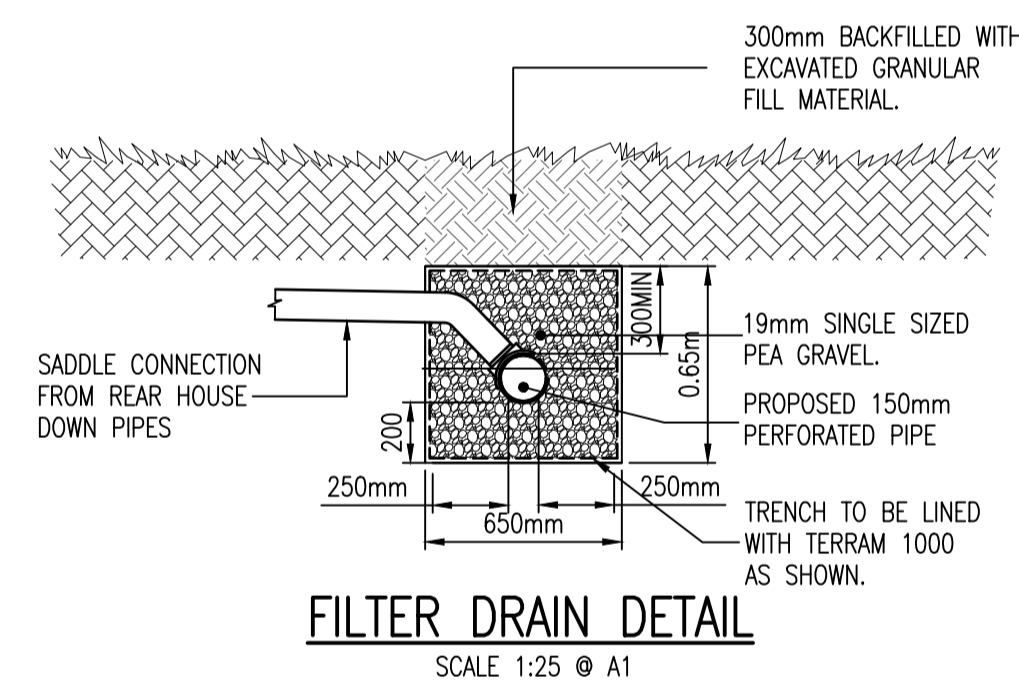


NOTES:

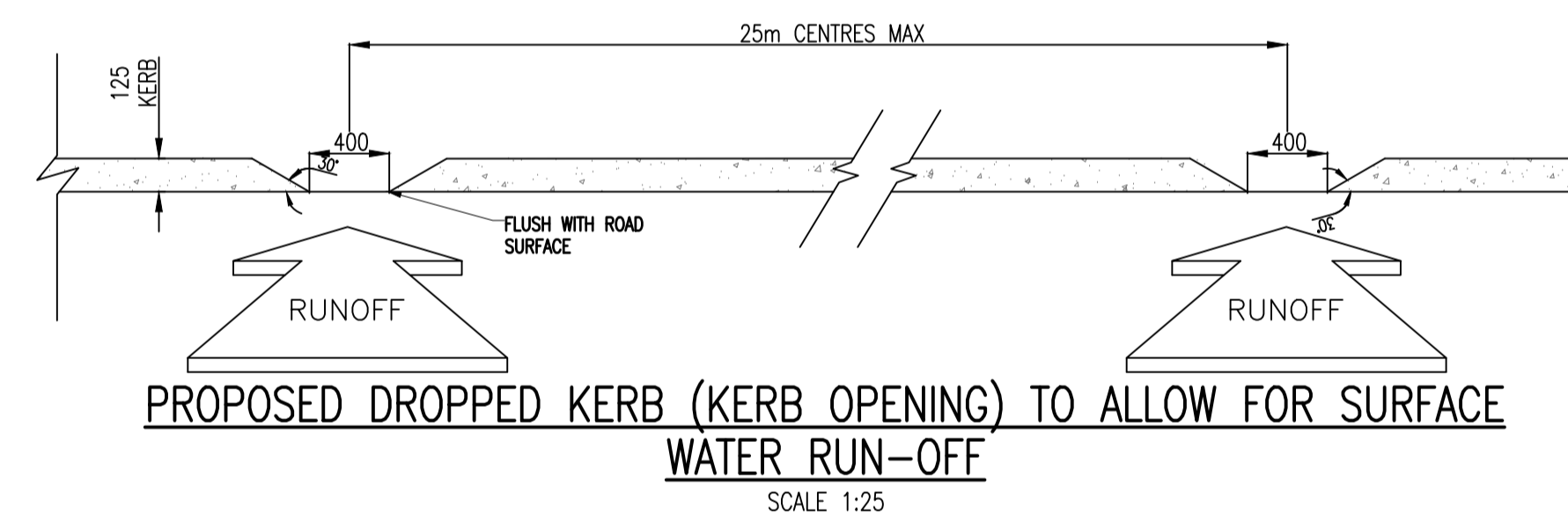
- DO NOT SCALE. USE FIGURED DIMENSIONS ONLY.
- THIS DRAWING IS TO BE READ IN CONJUNCTION WITH ALL OTHER RELEVANT ARCHITECTURAL AND ENGINEERING DRAWINGS.



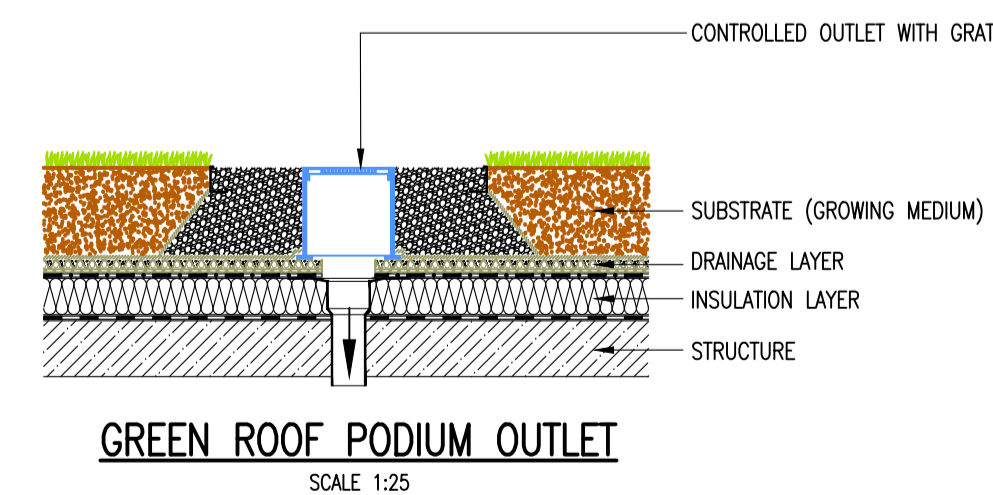
**TYPICAL SECTION
THROUGH PRIVATE DRIVEWAY PERMEABLE PAVING**
SCALE 1:25



FILTER DRAIN DETAIL
SCALE 1:25 @ A1



**PROPOSED DROPPED KERB (KERB OPENING) TO ALLOW FOR SURFACE
WATER RUN-OFF**
SCALE 1:25



GREEN ROOF PODIUM OUTLET
SCALE 1:25



B	07/04/22	REVISED FOR NEW PLANNING APPLICATION	PJD	MD
A	01/04/21	REVISED FOR FINAL SUBMISSION	PJD	MD
REV.	DATE	AMENDMENT	DRN	APPD

STATUS **FOR PLANNING
NOT FOR CONSTRUCTION**

Waterman Moylan
Engineering Consultants
BLOCK 5, EASTPOINT BUSINESS PARK, ALFIE BYRNE ROAD,
DUBLIN D03 K7W7 IRELAND.
Tel: (01) 664 8900 Fax: (01) 661 3618
Email: info@waterman-moylan.ie www.waterman-moylan.ie

CLIENT **KINWEST LTD.**
ARCHITECT **CONROY CROWE KELLY ARCHITECTS**

PROJECT
AUBURN SHD 2

TITLE
TYPICAL SUDS DETAILS

DRAWN PJD	DESIGNED MD	APPROVED MD	DATE APR '20
SCALE 1:25 @ A1	JOB NO. 19-020	DRG. NO. P234	REVISION B

© 2016. This drawing is copyright. No part of this document may be re-produced or transmitted in any form or stored in any retrieval system of any nature without the written permission of the consulting engineer or copyright holder except as agreed for use on the project for which the document was originally issued.