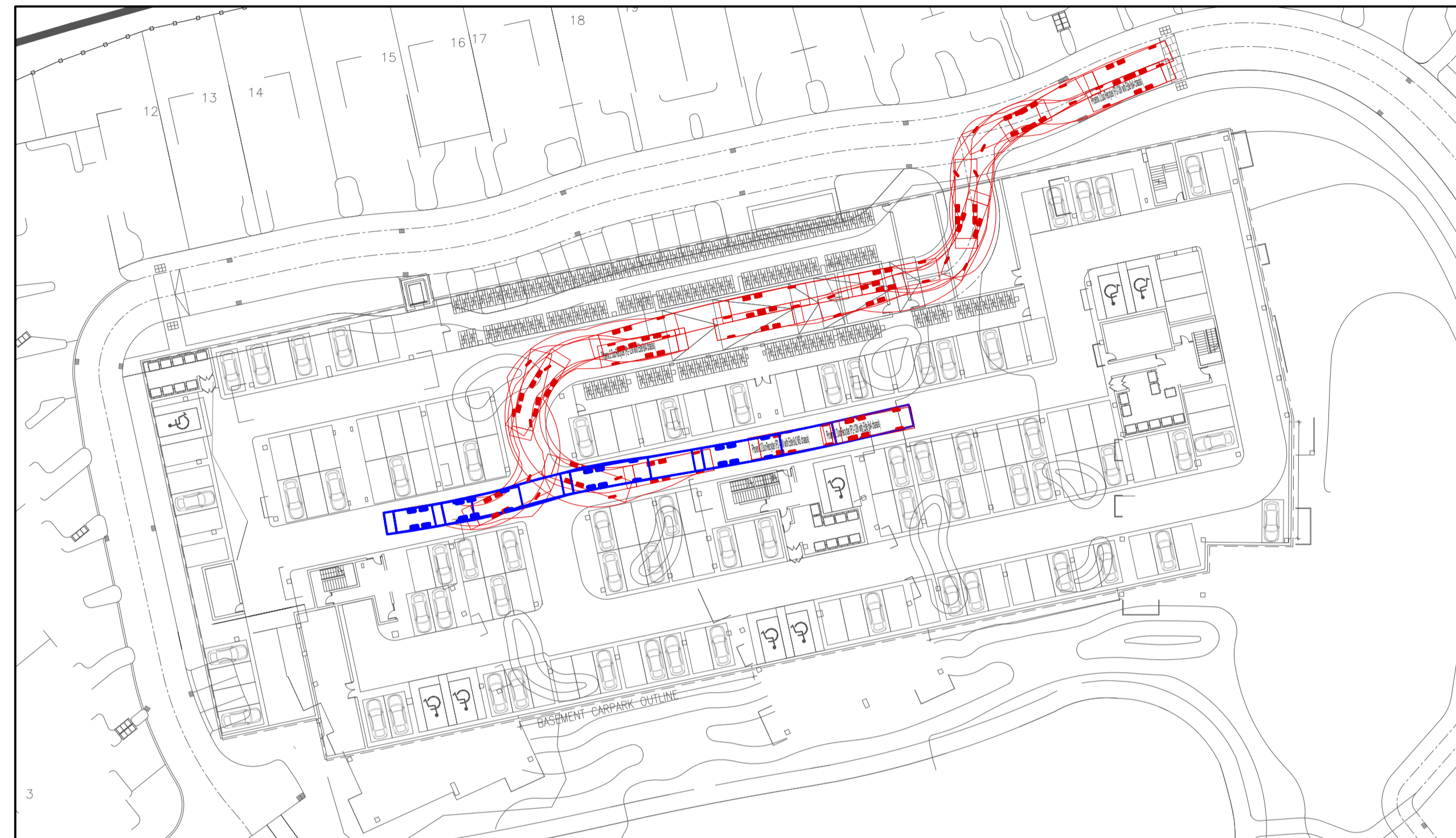


- NOTES:
- DO NOT SCALE. USE FIGURED DIMENSIONS ONLY.
 - THIS DRAWING IS TO BE READ IN CONJUNCTION WITH ALL OTHER RELEVANT ARCHITECTURAL AND ENGINEERING DRAWINGS.

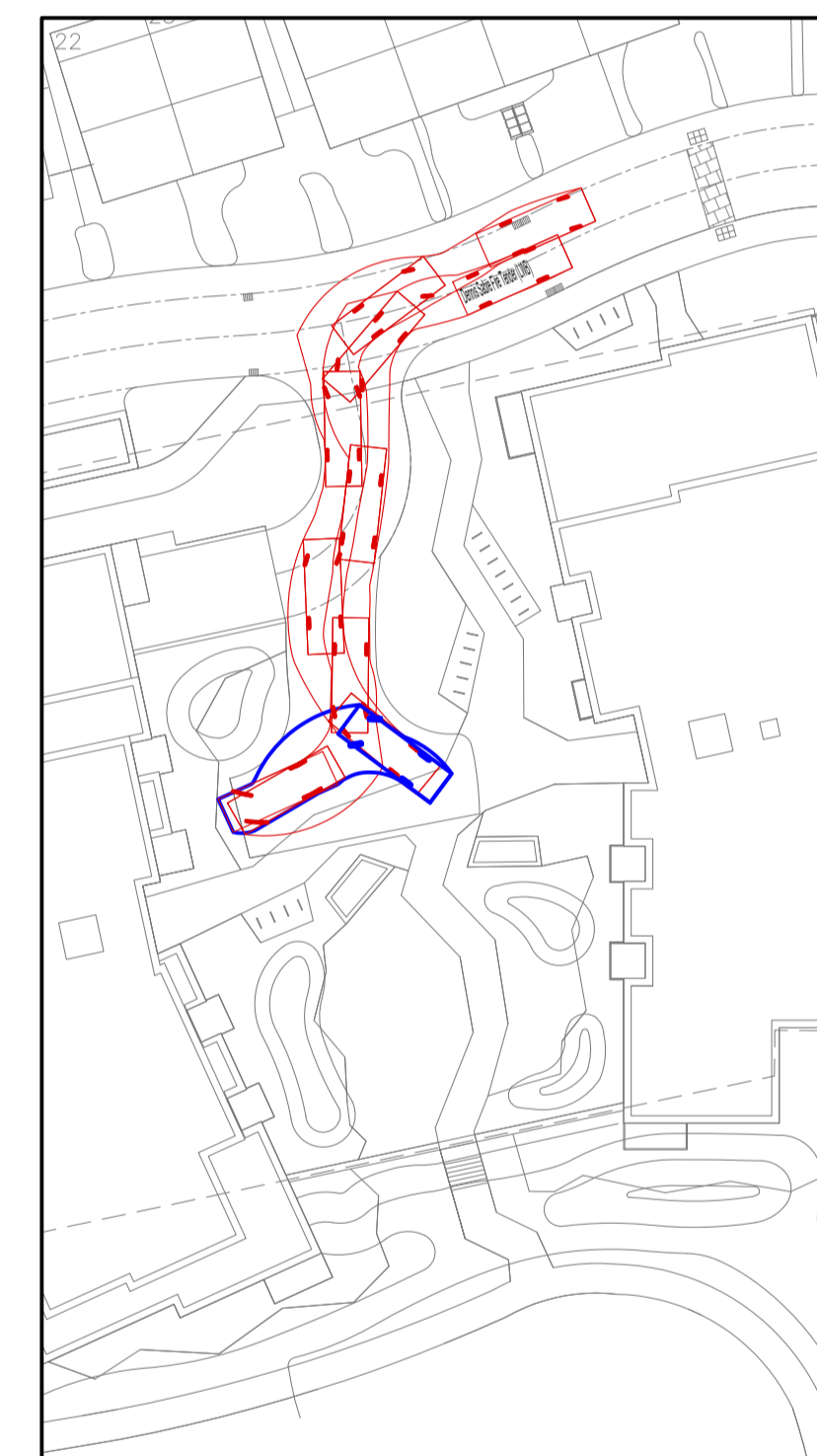
LEGEND:

	Dennis Sabre Fire Tender (LWB)	7.700m
	Overall Length	7.700m
	Overall Width	2.420m
	Overall Body Height	2.380m
	Min Body Ground Clearance	0.397m
	Track Width	2.350m
	Lock-to-lock time	5.00s
	Curb to Curb Turning Radius	7.400m
	Phoenix 2 High Capacity Twin Pack 15 (with Elite 2 6x2ML chassis)	9.040m
	Refuse Vehicle	9.040m
	Overall Length	2.500m
	Overall Width	3.200m
	Overall Body Height	4.410m
	Min Body Ground Clearance	2.500m
	Track Width	4.00s
	Lock-to-lock time	7.800m
	Curb to Curb Turning Radius	
	Large Car (2006)	5.079m
	Overall Length	1.972m
	Overall Width	1.525m
	Overall Body Height	0.310m
	Min Body Ground Clearance	1.831m
	Max Track Width	4.00s
	Lock-to-lock time	5.000m
	Curb to Curb Turning Radius	

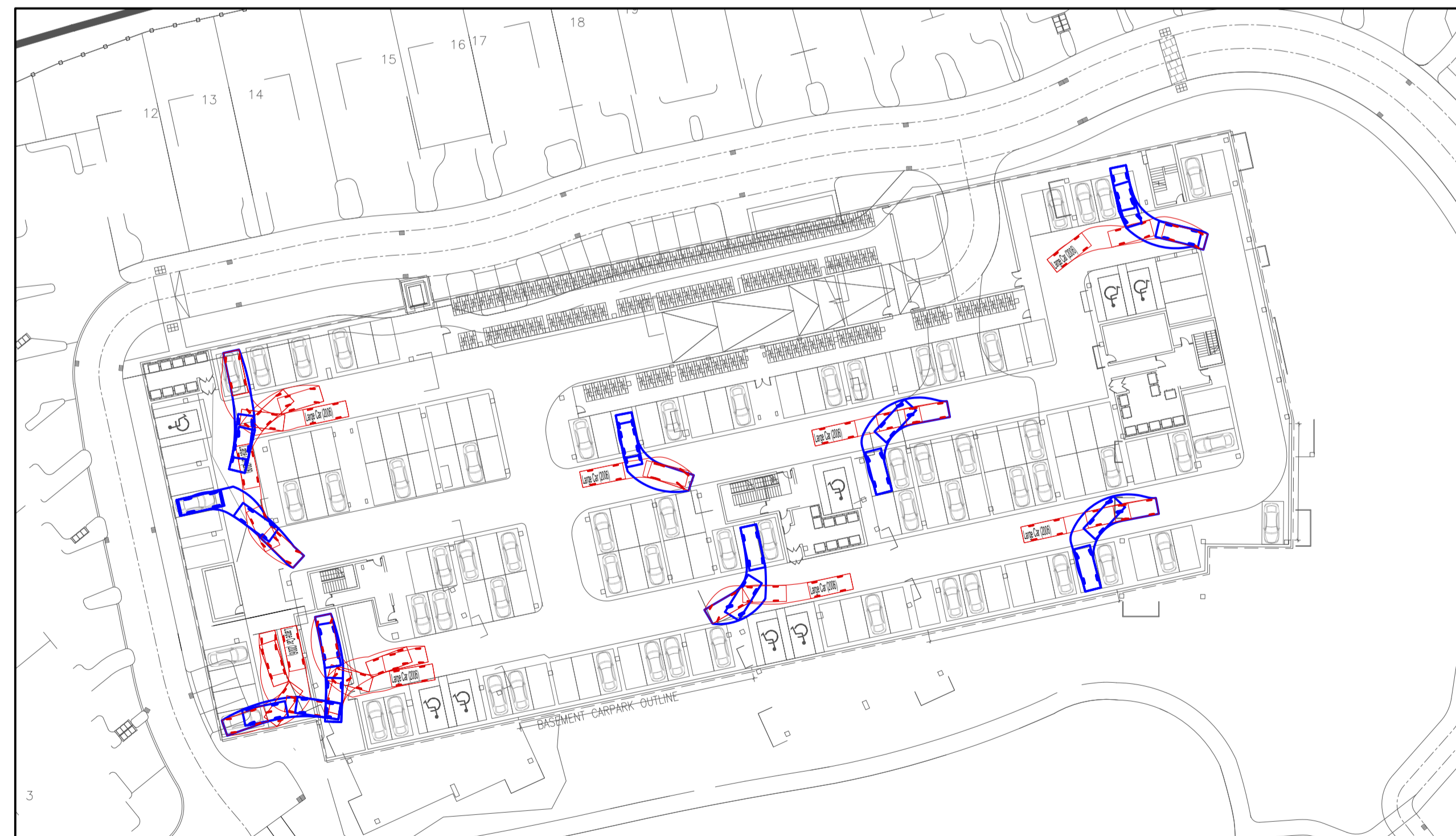
Note: Forward Swept Path Analysis Shown in Red. Reverse in Blue



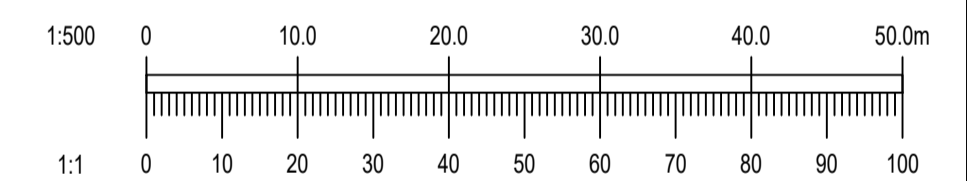
ENTRY/EXIT SWEEP PATH FOR A REFUSE VEHICLE
SCALE 1:500



BLOCK 2 & 3
PODIUM ENTRY/EXIT SWEEP PATH FOR A FIRE TENDER
SCALE 1:500



REVERSE SWEEP PATH FOR A LARGE VEHICLE
INTO PARKING BAY
SCALE 1:500



A	07/04/22	REVISED FOR NEW PLANNING APPLICATION	PJD	MD
REV. DATE	AMENDMENT	DRN	APPD	

STATUS **PLANNING**

Waterman Moylan
Engineering Consultants
BLOCK 5, EASTPOINT BUSINESS PARK, ALFIE BYRNE ROAD,
DUBLIN D03 H3F4 IRELAND.
Tel: (01) 964 8900 Fax: (01) 961 2618
Email: info@waterman-moylan.ie www.waterman-moylan.ie

CLIENT **KINWEST LTD.**
ARCHITECT **CONROY CROWE KELLY ARCHITECTS**

PROJECT
AUBURN SHD 2

TITLE
BASEMENT B1-3, SWEEP PATH LAYOUT

DRAWN PJD	DESIGNED MD	APPROVED MD	DATE FEB '21
SCALE 1:500 @ A1	JOB NO. 19-020	DRG. NO. P142	REVISION A